

Installation Sheet

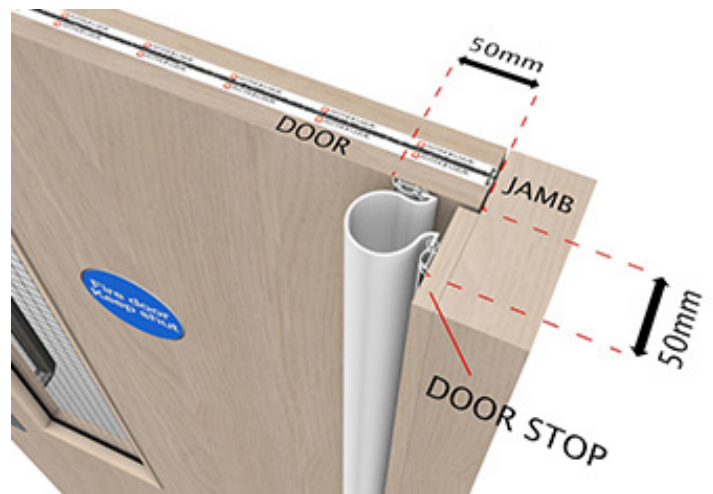
Finger Keeper Industrial - TPV

Revision 2 - 17th January 2020



Finger Keeper Industrial - TPV Tools & Equipment

- Measuring Tape
- Sand Paper
- Metal saw/Machine Saw
- Pozidrive screw Driver



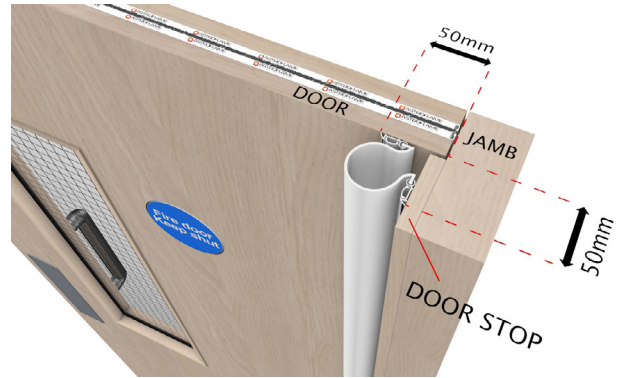
Introduction

The Finger Keeper Industrial - TPV is suitable For Standard timber or steel framed doors, minimum 35mm door thickness, Butt hinged and centre pivoted doors, Conventional pedestrian door sizes and doors with opening angles up to 120°.

Manufactured from anodized aluminium edge plates with TPV rubber seal. Supplied with self tapping Pozidrive panhead screws. Maintenance free and clean using a damp cloth and mild detergent.

Installation

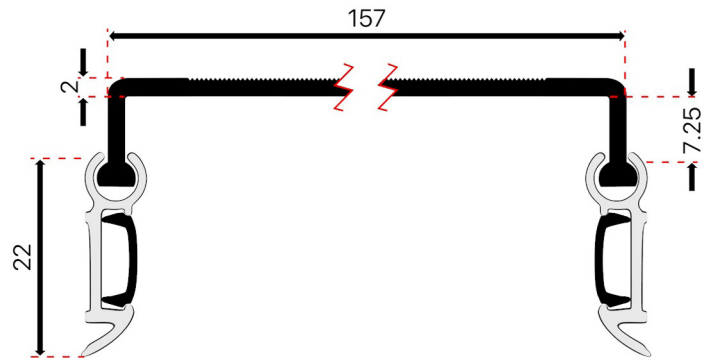
1. Fold and securely clamp metal edge strips together. Cut aluminium and rubber to door height and deburr any edges using sandpaper. Minimum length 1800mm
2. Position one side of the seal on the door stop with the far edge a minimum of 50mm from the face of the door leaf. Seal should be aligned with the bottom of the door. Lightly screw fix in place using supplied self-tapping screws approximately 300mm apart. Ensure the first and last screws are no more than 20mm from the edges.
3. Position the other side of the seal on the door leaf with the far edge a minimum of 50mm from the door stop. Lightly screw fix in place using supplied self-tapping screws approximately 300mm apart. Ensure the first and last screws are no more than 20mm from the edges.
4. Open and shut door to ensure proper operation.
5. Tighten screws.
6. Push fit cover strips into aluminium edge strips and trim to size.



Standard Door Fitting



Pivot Door Fitting



Storage and disposal

Finger Keeper Industrial - TPV should be stored indoors. No shelf life is given as this product will not deteriorate in storage. For further information on installation requirements please contact the technical team on: tel [01329 844 500](tel:01329844500) or email sales@astroflame.com

As part of our policy of ongoing improvements, we reserve the right to modify, alter or change product specifications without giving notice. Product illustrations are representations only. All information contained in this document is provided for guidance only, and as ASTROFLAME (FIRE SEALS) LTD has no control over the specific application or installation methods of the products, or of the prevailing site conditions, no warranties expressed or implied are intended to be given as to the actual performance of the products mentioned or referred to, and no liability whatsoever will be accepted for any loss, damage or injury arising from the use of the information given of products mentioned or referred to herein.

The above information to the best of our knowledge is true and accurate and based upon current test data and is supplied for your guidance only. Customers should satisfy themselves to the suitability of the product based on the products limitation of applications and that the product is fit for purpose for their intended use and no guarantee is given or implied since the conditions of actual use are beyond our control. ASTROFLAME (FIRE SEALS) LTD, disclaim any liability for loss, damage or other expense arising from the use of information, data or products mentioned or referred to and reserve the right to change any details or specifications without notice. If you are in any doubt as to the suitability of this product for your intended application please contact our technical team on 01329 844500 or email sales@astroflame.com and we will contact you.