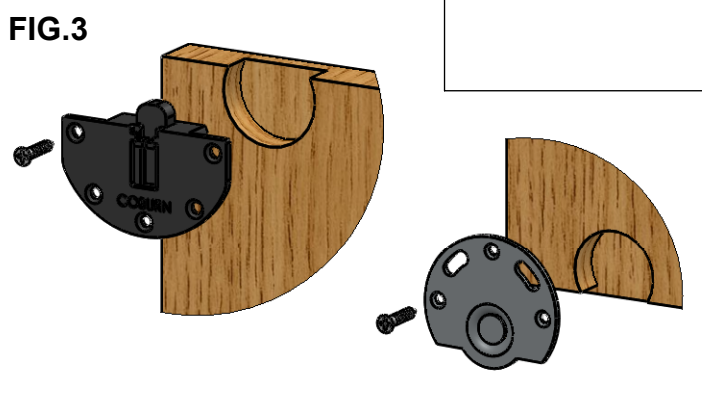
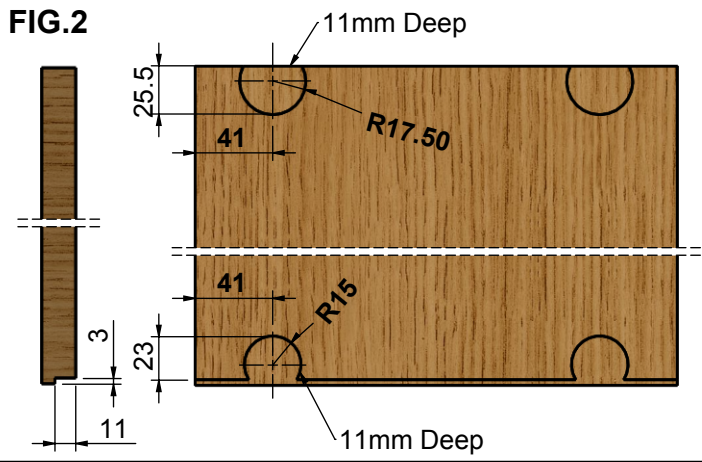
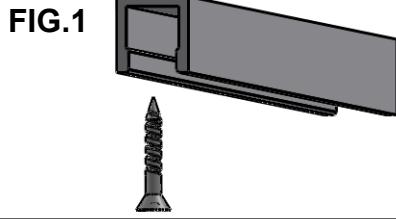
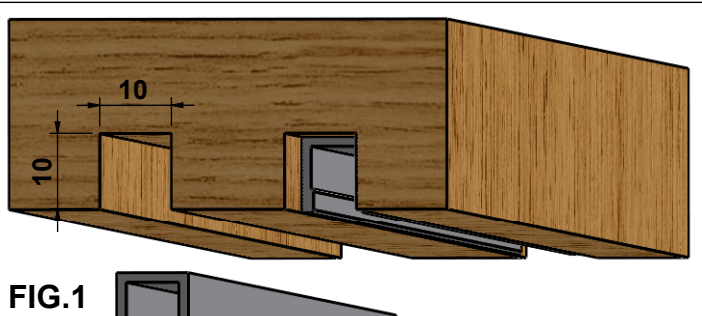


Jason 35 Fitting Instructions

Max weight: 35Kg, Max height: 1.5m, Min Thickness: 16mm



1. Completely read these instructions before commencing to install the gear.
2. Groove head timber to suit 40-2 channel, size 10 x 10mm, cut channel to length (channel = Track - 70mm see fig 5) and fix with no. 3 x 13mm long woodscrews - Fig 1.
3. For Door preparation see - Fig 2.
4. Fix the guides and rollers with five and three no 6 x 19mm long woodscrews respectively- Fig 3.
5. Cut 60-2 aluminium bottom track to length and fix with no. 3 x 13mm long woodscrews - Fig 4.
6. Offer the door into the track and channel and fix the end stops - Fig 5.
7. Fix handles if required.

