

Euro Profile Cylinders



Single Euro Cylinder



Double Euro Cylinder



Thumbturn Euro Cylinder

Features

- ERA offers a comprehensive selection of Euro Profile Cylinders, available in a vast number of sizes and types, complementing the Euro Cylinder operated Mortice Locks and Multi-Point Locks
- Manufactured from solid brass incorporating either 5 pins (Standard), 6 pins (Security)
- The **Single Euro Profile Cylinders** allow opening from one side only. Ideal if security is required on the one side and no access on the other
- The **Double Euro Cylinders** ensure controlled access from both sides of the lock
- The **Double Euro Thumbturn Cylinders** are ideal for locations that require controlled access from one direction and easy access from another
- Available in both Brass and Satin finishes
- Master Keying and Cylinders to Pass are available on special order
- Each cylinder is supplied with 3 keys

*Key entry side only on thumbturn cylinders

Euro Profile Cylinders

Ordering Details

Single

Dimensions			No. of Pins	Finish	Part No.
A	B	C			
30		40	5	Brass	4031-31
30		40	5	Satin	4030-51

Double

Dimensions			No. of Pins	Finish	Part No.
A	B	C			
30	30	60	5	Brass	4051-31
30	30	60	5	Satin	4050-51
30	40	70	5	Brass	4055-31
30	40	70	5	Satin	4054-51
35	35	70	5	Brass	4110-31
35	35	70	5	Satin	4110-51
35	35	70	6	Brass	4067-31
35	35	70	6	Satin	4066-51
35	40	75	6	Brass	4069-31
35	40	75	6	Satin	4068-51
35	45	80	6	Brass	4071-31
35	45	80	6	Satin	4070-51
40	40	80	6	Brass	4078-31
40	40	80	6	Satin	4077-51
40	50	90	6	Brass	4082-31
40	50	90	6	Satin	4081-51
40	60	100	6	Brass	4086-31
40	60	100	6	Satin	4085-51
45	45	90	6	Brass	4088-31
45	45	90	6	Satin	4087-51
45	55	100	6	Brass	4095-31
45	55	100	6	Satin	4095-51

Double Thumbturn

Dimensions			No. of Pins	Finish	Part No.
A	B	C			
30	30	60	5	Brass	4101-31
30	30	60	5	Satin	4100-51
35	35	70	5	Brass	4111-31
35	35	70	5	Satin	4111-51

Further sizes may be available - please contact the sales office for further information. Oval Profile Cylinders are also available. Retail Boxed versions available on certain products.

Packaging

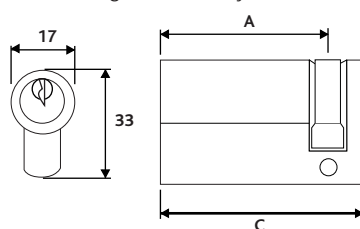
Cylinders

1 cylinder per box, 10 per outer box

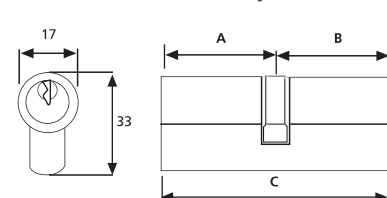
Maintenance

Wipe the surface periodically with a soft cloth to remove excess grease or moisture.

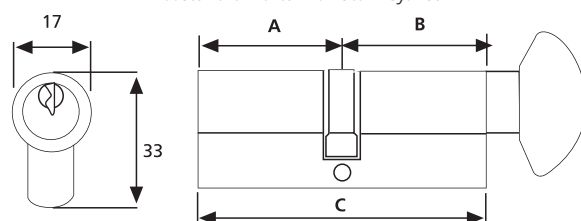
Single Euro Profile Cylinder



Double Euro Profile Cylinder



Double Euro Profile Thumbturn Cylinder



All dimensions are in mm and are nominal.
ERA reserves the right to change specification without notice.
It is the responsibility of the door manufacturer to ensure that the finished product meets any required safety and performance specification.

Technical Information

Corrosion resistance

Meets the requirements of BS EN 1670:2007 Grade 3

Material Specification

Cylinder:	Brass
Cam:	Sintered Steel
Pins:	5/6 Hardened pins
Key:	Nickel plated brass
Screw:	M5 x 50mm and M5 x 60mm nickel plates or polished brass screw
Finish:	Brass (natural), Satin plated brass